

Signify Classified - Internal
Cooper Lighting Solutions Photometric Lab
1121 Highway 74 South
Peachtree City, GA 30269



Scaled data based on original data using
LM-79-08 Approved Method: Electrical and Photometric Measurements of Solid-
State Lighting Products

Test Report Prepared for
Cooper Lighting Solutions
(formerly Eaton)

Brand: STREETWORKS

Report Number: P870085

Luminaire Tested: **MEM2-HTN-SA-90-830-U-T4W-HSS**

Issue Date: 08/21/2024

Test Information

Test Method: LM-79-08
Report Number: P870085
Test Lab: INNOVATION CENTER(G3)
Issue Date: 08/21/2024
Manufacturer: COOPER LIGHTING SOLUTIONS (FORMERLY EATON)
Product Line: STREETWORKS
Catalog Number: MEM2-HTN-SA-90-830-U-T4W-HSS
Description: EPIC MODERN TALL HOUSING DISCRETE LED ARRAYS 90W 80CRI 3000K
FIXTURE w/ TYPE IV WIDE DISTRIBUTION OPTIC AND HOUSE SIDE SHIELD
Light Source: (20) 3000K CCT, 80 CRI LEDS
Ballast/Driver: ELECTRONIC DRIVER

Summary

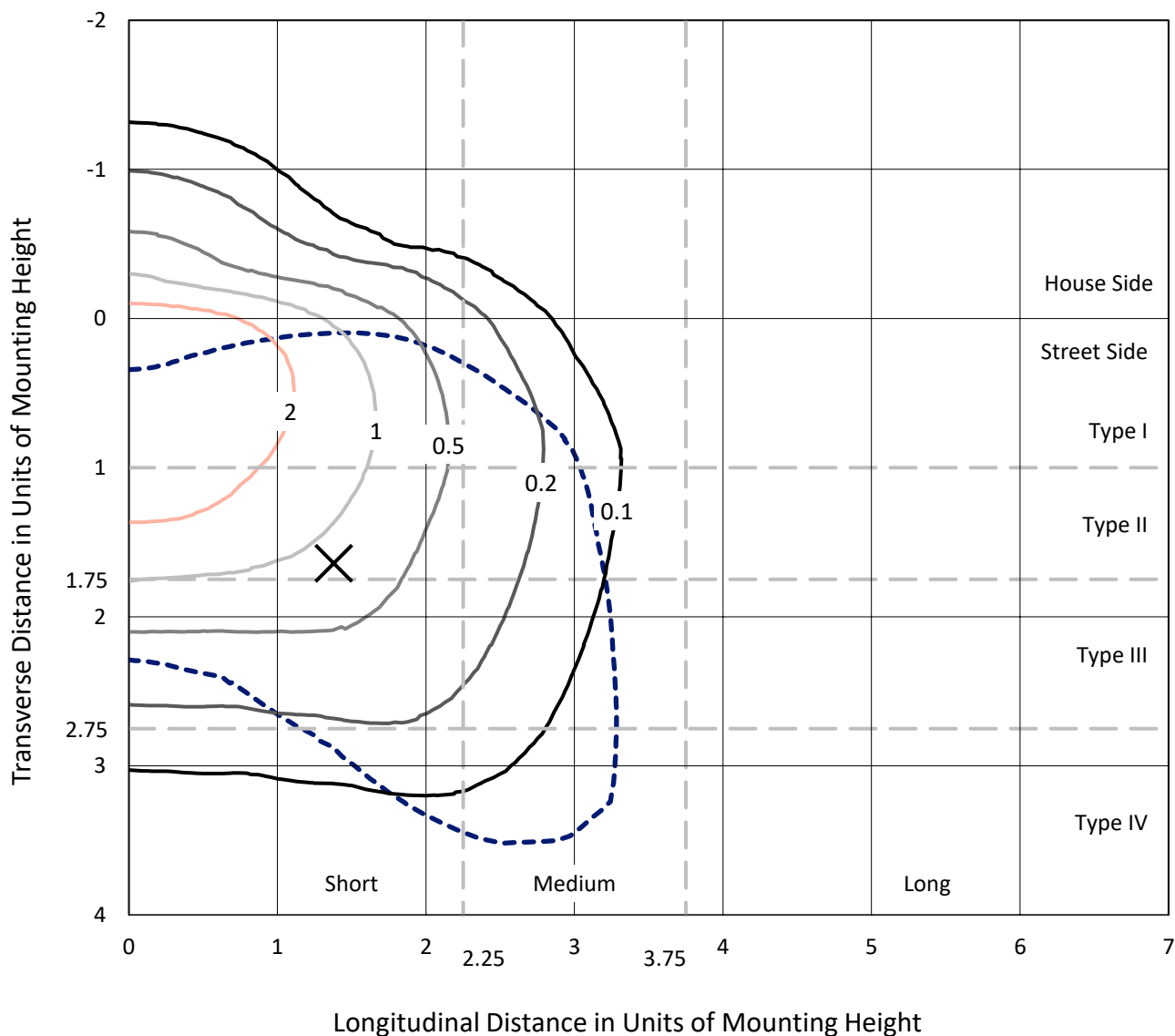
Lumens per Lamp: N/A
Luminaire Lumens: 7932.9 lumens
Efficiency: N/A
Efficacy: 88.1 lumens/watt
Luminous Opening: Rectangular (W 0.67' x L: 0.33' x H: 0')
IES Classification: Type IV - Short
BUG Rating: B1 - U0 - G2

Input Watts (W): 90
Input Voltage (V): 120
Input Current (A_{in}): NR
Voltage Rise (V): NR
Power Factor: 0.99
Total Harmonic Distortion (THDi): 6.20%
Frequency (hertz): 60
Stabilization Time: NR
Operation Time: NR
Ambient Temperature (°C): NR
Test Distance: 24 FT

REPORT NUMBER: P870085
 CATALOG NUMBER: MEM2-HTN-SA-90-830-U-T4W-HSS

Iso-Footcandle Lines of Horizontal Illumination

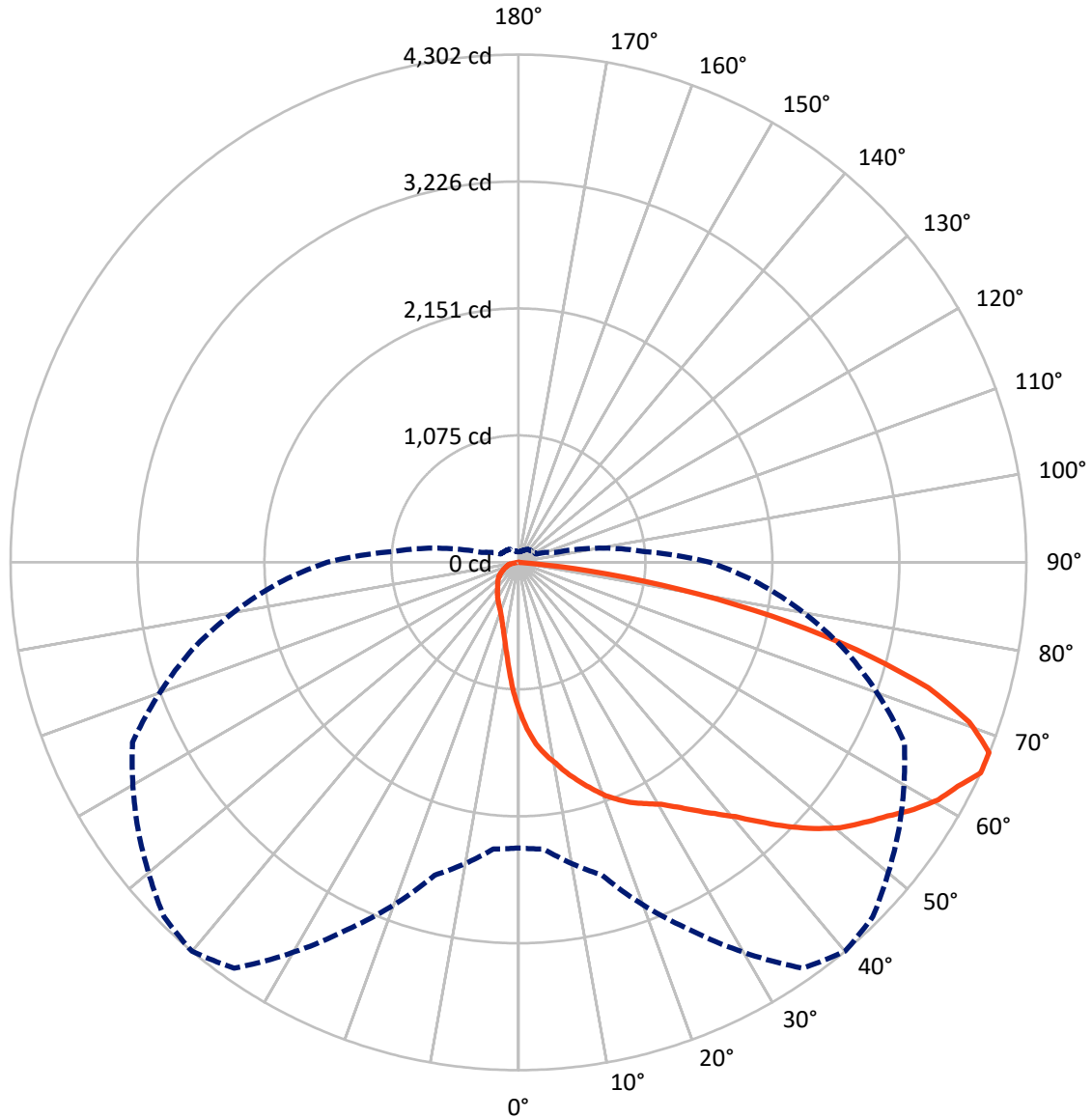
× Max cd
 - - - 1/2 Max cd



Based on 20 foot mounting height. Maximum calculated value = 4.6 fc
 Type IV - Short - N/A

REPORT NUMBER: P870085
CATALOG NUMBER: MEM2-HTN-SA-90-830-U-T4W-HSS

Luminous Intensity Polar Plot



— Vertical Plane Through 40-Deg Lateral - - - Horizontal Cone Through 65-Deg Vertical

REPORT NUMBER: P870085
 CATALOG NUMBER: MEM2-HTN-SA-90-830-U-T4W-HSS

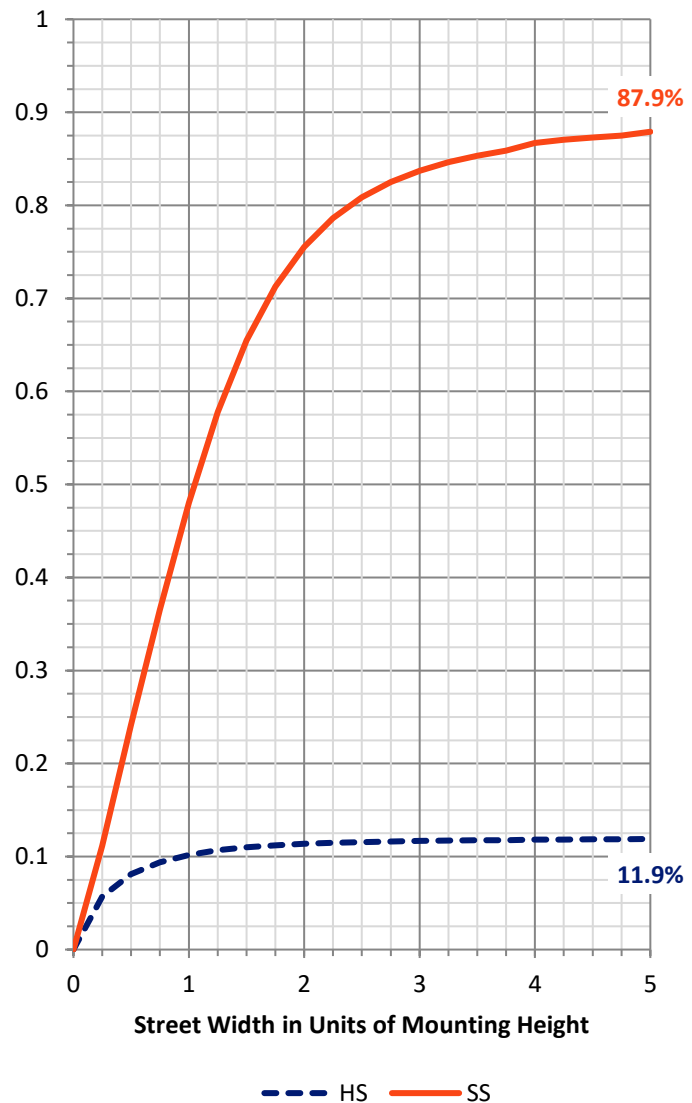
FLUX DISTRIBUTION:

		Downward	Upward	Total
House Side	Lumens	949.7	0.0	949.7
	% Fixture	12.0	0.0	12.0
Street Side	Lumens	6983.2	0.0	6983.2
	% Fixture	88.0	0.0	88.0
Total	Lumens	7932.9	0.0	7932.9
	% Fixture	100.0	0.0	100.0

Coefficient of Utilization

ZONAL LUMENS:

Zone	Lumens	% Fixture
0°-10°	118.0	1.5
10°-20°	354.9	4.5
20°-30°	610.6	7.7
30°-40°	922.9	11.6
40°-50°	1349.6	17.0
50°-60°	1723.7	21.7
60°-70°	1720.2	21.7
70°-80°	1008.7	12.7
80°-90°	124.3	1.6
90°-100°	0.0	0.0
100°-110°	0.0	0.0
110°-120°	0.0	0.0
120°-130°	0.0	0.0
130°-140°	0.0	0.0
140°-150°	0.0	0.0
150°-160°	0.0	0.0
160°-170°	0.0	0.0
170°-180°	0.0	0.0
0°-90°	7932.9	100.0
0°-180°	7932.9	100.0



REPORT NUMBER: P870085

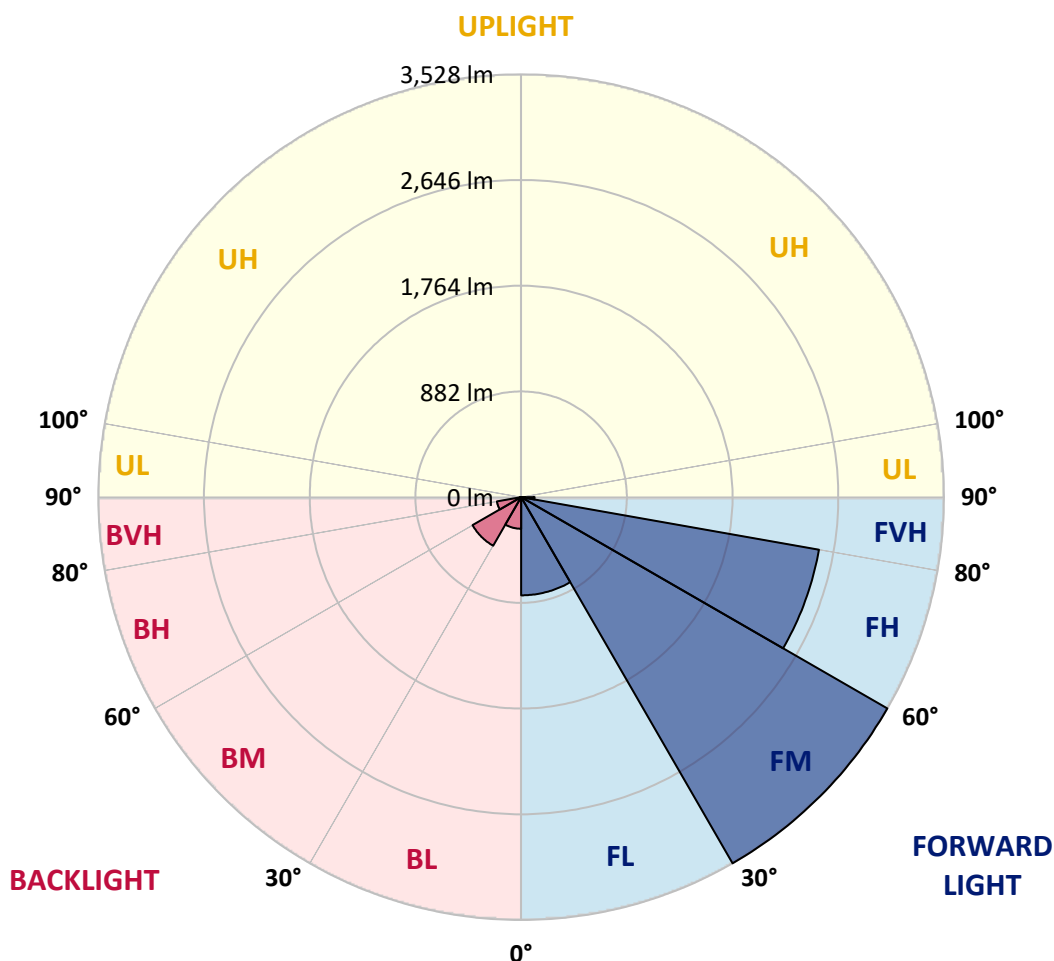
CATALOG NUMBER: MEM2-HTN-SA-90-830-U-T4W-HSS

LUMINAIRE CLASSIFICATION SYSTEM LUMEN TABLE AND BUG RATING:

Zone	Lumens	% Fixture	Zone Rating/Lumen Limit		
			B	U	G
FL (0°-30°)	819.4	10.3			
FM (30°-60°)	3528.2	44.5			
FH (60°-80°)	2523.3	31.8			G2/5000
FVH (80°-90°)	112.3	1.4			G2/225
BL (0°-30°)	264.2	3.3	B1/500		
BM (30°-60°)	468.0	5.9	B1/1000		
BH (60°-80°)	205.6	2.6	B1/500		G1/500
BVH (80°-90°)	12.0	0.2			G1/100
UL (90°-100°)	0.0	0.0		U0/0	
UH (100°-180°)	0.0	0.0		U0/0	

BUG Rating: B1-U0-G2

Type IV Short





REPORT NUMBER: P870085

CATALOG NUMBER: MEM2-HTN-SA-90-830-U-T4W-HSS

CANDELA DISTRIBUTION (FULL):

	0°	5°	15°	25°	35°	40°	45°	55°	65°	75°	85°
0°	1261.0	1261.0	1261.0	1261.0	1261.0	1261.0	1261.0	1261.0	1261.0	1261.0	1261.0
2.5°	1471.2	1464.5	1451.0	1439.9	1424.2	1410.8	1397.4	1372.8	1341.5	1314.7	1281.1
5°	1616.5	1605.3	1596.4	1583.0	1556.1	1544.9	1536.0	1484.6	1430.9	1375.0	1301.2
7.5°	1719.3	1728.3	1710.4	1690.3	1656.7	1643.3	1629.9	1578.5	1511.4	1430.9	1325.8
10°	1837.8	1840.1	1817.7	1793.1	1757.3	1730.5	1712.6	1650.0	1576.2	1486.8	1352.7
12.5°	1951.9	1951.9	1938.4	1902.7	1855.7	1831.1	1799.8	1728.3	1638.8	1533.8	1384.0
15°	2043.5	2048.0	2036.8	2010.0	1958.6	1925.0	1893.7	1811.0	1697.0	1587.4	1408.6
17.5°	2126.3	2124.0	2117.3	2092.7	2043.5	2016.7	1985.4	1893.7	1764.1	1629.9	1446.6
20°	2182.2	2182.2	2179.9	2166.5	2130.7	2110.6	2072.6	1976.5	1837.8	1692.5	1486.8
22.5°	2224.6	2222.4	2222.4	2224.6	2204.5	2184.4	2168.7	2072.6	1913.9	1746.2	1527.1
25°	2260.4	2258.2	2264.9	2269.3	2260.4	2255.9	2238.0	2164.3	2007.8	1808.8	1567.3
27.5°	2307.4	2314.1	2311.8	2311.8	2309.6	2314.1	2311.8	2249.2	2099.4	1875.8	1609.8
30°	2381.1	2392.3	2385.6	2376.7	2376.7	2378.9	2390.1	2349.8	2206.7	1958.6	1656.7
32.5°	2553.3	2542.1	2495.2	2463.9	2468.3	2470.6	2481.8	2459.4	2314.1	2052.5	1705.9
35°	2750.0	2736.6	2685.2	2613.7	2589.1	2580.1	2577.9	2564.5	2430.3	2153.1	1764.1
37.5°	3004.9	3009.4	2933.4	2830.5	2756.8	2700.9	2689.7	2660.6	2530.9	2244.8	1824.4
40°	3264.3	3246.4	3181.6	3080.9	2935.6	2832.8	2799.2	2759.0	2645.0	2340.9	1882.6
42.5°	3514.7	3481.2	3396.2	3286.6	3116.7	3004.9	2928.9	2877.5	2750.0	2446.0	1938.4
45°	3841.1	3745.0	3592.9	3494.6	3282.2	3190.5	3121.2	3007.2	2875.3	2551.1	2005.5
47.5°	4098.2	3912.7	3774.0	3731.6	3454.3	3369.4	3306.8	3148.0	3002.7	2669.6	2074.8
50°	4051.3	3937.3	3903.7	3865.7	3584.0	3532.6	3474.5	3309.0	3132.4	2794.8	2141.9
52.5°	3930.6	3944.0	3986.5	3921.6	3698.0	3662.3	3624.2	3481.2	3262.0	2897.6	2202.3
55°	3834.4	3861.2	3975.3	3955.1	3834.4	3794.2	3767.3	3651.1	3387.3	2991.5	2253.7
57.5°	3660.0	3637.7	3780.8	4013.3	3979.7	3948.4	3921.6	3829.9	3514.7	3058.6	2287.2
60°	3385.0	3302.3	3494.6	3941.7	4080.4	4084.8	4069.2	3964.1	3617.5	3058.6	2269.3
62.5°	2998.2	2920.0	3157.0	3702.5	4134.0	4176.5	4167.6	4011.0	3662.3	2991.5	2200.0
65°	2419.1	2437.0	2743.3	3432.0	4196.6	4301.7	4245.8	3935.0	3606.4	2861.8	2043.5
67.5°	1931.7	1985.4	2260.4	3080.9	4167.6	4299.5	4221.2	3720.4	3367.1	2680.7	1804.3
70°	1524.8	1560.6	1788.6	2607.0	3912.7	4051.3	3952.9	3391.7	2962.4	2401.3	1500.2
72.5°	1191.7	1225.2	1419.7	2086.0	3470.0	3631.0	3508.0	2949.0	2457.2	2036.8	1191.7
75°	905.5	930.1	1075.4	1607.5	2763.5	2964.7	2875.3	2361.0	1918.3	1612.0	912.2
77.5°	583.5	617.1	780.3	1126.8	1951.9	2193.3	2204.5	1764.1	1379.5	1164.9	670.7
80°	386.8	400.2	500.8	733.3	1200.6	1388.4	1453.3	1191.7	880.9	742.3	482.9
82.5°	161.0	178.9	239.2	368.9	601.4	603.7	690.9	503.1	357.7	315.2	203.5
85°	4.5	8.9	6.7	17.9	15.7	24.6	29.1	40.2	29.1	31.3	31.3
87.5°	0.0	0.0	2.2	2.2	4.5	4.5	4.5	4.5	4.5	6.7	4.5
90°	0.0	0.0	0.0	0.0	0.0	0.0	0.0	0.0	0.0	0.0	0.0



REPORT NUMBER: P870085

CATALOG NUMBER: MEM2-HTN-SA-90-830-U-T4W-HSS

CANDELA DISTRIBUTION (continued):

	90°	95°	105°	115°	125°	135°	145°	155°	165°	175°	180°
0°	1261.0	1261.0	1261.0	1261.0	1261.0	1261.0	1261.0	1261.0	1261.0	1261.0	1261.0
2.5°	1265.5	1245.3	1205.1	1173.8	1140.3	1115.7	1093.3	1068.7	1053.1	1055.3	1039.7
5°	1265.5	1227.5	1147.0	1075.4	1010.6	963.6	912.2	872.0	842.9	838.4	851.8
7.5°	1272.2	1209.6	1088.8	981.5	892.1	818.3	764.6	724.4	704.3	690.9	688.6
10°	1278.9	1196.2	1035.2	898.8	787.0	706.5	659.6	614.8	592.5	590.3	583.5
12.5°	1283.4	1180.5	986.0	816.1	699.8	623.8	576.8	541.1	523.2	523.2	520.9
15°	1299.0	1176.0	934.6	753.5	632.7	559.0	518.7	489.6	478.5	471.8	469.5
17.5°	1312.4	1167.1	889.9	690.9	572.4	507.5	469.5	449.4	438.2	433.7	431.5
20°	1332.5	1162.6	847.4	639.4	527.7	465.0	436.0	418.1	411.4	406.9	406.9
22.5°	1352.7	1158.2	804.9	594.7	489.6	433.7	406.9	391.3	384.6	382.3	380.1
25°	1377.3	1155.9	769.1	556.7	456.1	409.2	384.6	371.1	362.2	357.7	357.7
27.5°	1401.9	1158.2	733.3	518.7	427.0	386.8	362.2	346.6	339.8	330.9	333.1
30°	1435.4	1160.4	704.3	487.4	402.4	364.4	342.1	322.0	313.0	308.5	308.5
32.5°	1468.9	1169.3	675.2	458.3	377.9	346.6	319.7	301.8	290.7	288.4	286.2
35°	1504.7	1176.0	648.4	433.7	357.7	326.4	299.6	281.7	272.8	270.5	270.5
37.5°	1544.9	1187.2	628.3	411.4	337.6	306.3	281.7	263.8	257.1	254.9	254.9
40°	1587.4	1205.1	612.6	391.3	322.0	288.4	266.1	250.4	245.9	243.7	243.7
42.5°	1629.9	1220.8	599.2	375.6	306.3	272.8	254.9	239.2	232.5	232.5	232.5
45°	1670.2	1231.9	585.8	360.0	290.7	261.6	241.5	228.1	221.3	221.3	221.3
47.5°	1705.9	1243.1	565.7	344.3	275.0	245.9	230.3	216.9	210.2	210.2	210.2
50°	1743.9	1249.8	543.3	324.2	259.4	234.8	219.1	203.5	199.0	196.8	196.8
52.5°	1775.2	1249.8	514.2	304.1	241.5	219.1	205.7	192.3	185.6	181.1	181.1
55°	1797.6	1249.8	482.9	279.5	223.6	205.7	192.3	178.9	169.9	163.2	163.2
57.5°	1811.0	1243.1	447.2	250.4	205.7	187.8	178.9	163.2	145.3	131.9	127.4
60°	1799.8	1223.0	409.2	219.1	185.6	172.2	165.5	145.3	120.7	114.0	114.0
62.5°	1752.9	1176.0	371.1	192.3	169.9	156.5	149.8	127.4	109.6	102.8	102.8
65°	1621.0	1062.0	324.2	167.7	152.0	143.1	134.1	114.0	98.4	89.4	89.4
67.5°	1428.7	916.7	270.5	147.6	136.4	129.7	123.0	102.8	87.2	78.3	78.3
70°	1158.2	740.1	230.3	129.7	120.7	116.3	109.6	93.9	76.0	69.3	69.3
72.5°	910.0	581.3	192.3	116.3	111.8	102.8	98.4	82.7	69.3	62.6	62.6
75°	677.5	433.7	169.9	102.8	102.8	91.7	89.4	73.8	60.4	55.9	55.9
77.5°	498.6	322.0	147.6	89.4	89.4	80.5	76.0	64.8	55.9	51.4	51.4
80°	337.6	219.1	109.6	67.1	67.1	64.8	60.4	55.9	47.0	42.5	40.2
82.5°	143.1	91.7	53.7	33.5	31.3	24.6	20.1	15.7	15.7	13.4	13.4
85°	24.6	11.2	11.2	8.9	6.7	6.7	6.7	4.5	4.5	4.5	4.5
87.5°	4.5	4.5	4.5	4.5	4.5	4.5	2.2	2.2	2.2	2.2	2.2
90°	0.0	0.0	0.0	0.0	0.0	0.0	0.0	0.0	0.0	0.0	0.0

LM-79-2019: Approved Method: Electrical and Photometric Measurements of Solid-
State Lighting Products

Report Prepared for

Cooper Lighting Solutions

Streetworks

Report Number: SP1-2407-157-7

Test Date: 09/05/2024

Luminaire Tested: MEM2-HTN-SA-30-830-U-5WQ

Data in this report applies to families of products including MEM2-HTN-SA-30-830-U-5WQ

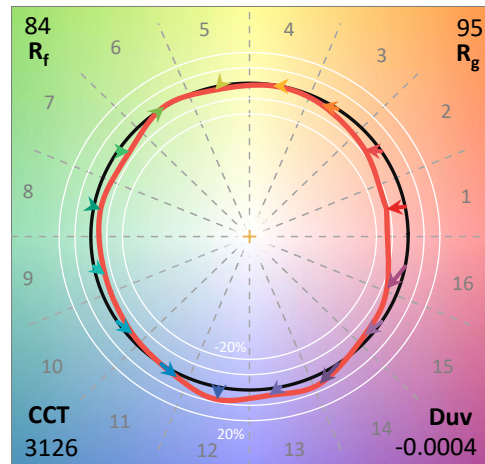
Test Information

Test Method: LM-79-2019
 Report Number: SP1-2407-157-7
 Test Lab: COOPER LIGHTING SOLUTIONS
 Photometer: SP1 - 76IN SPHERE
 Measurement Geometry: 4π
 Issue Date: 09/05/2024
 Manufacturer: COOPER LIGHTING SOLUTIONS
 Product Line: Streetworks
 Catalog Number: **MEM2-HTN-SA-30-830-U-5WQ**
 Description: Epic Modern Light Square 30W 5WQ Optic

Spectral Parameters

CCT (K): 3126
 CIE u': 0.2465
 CIE v': 0.5182
 Duv: -0.0004
 CIE x: 0.4277
 CIE y: 0.3997
 CIE z: 0.1727
 Peak Wavelength (nm): 601
 Dominant Wavelength (nm): 582
 Purity: 48.31913
 Rf: 84.4
 Rg: 94.7

CRI (Ra):	82.6		
R1:	81.4	R9:	5.1
R2:	92.2	R10:	82.2
R3:	94.9	R11:	79.8
R4:	80.1	R12:	70.4
R5:	81.8	R13:	84.2
R6:	90.5	R14:	97.9
R7:	81.8	R15:	73.6
R8:	58.0		



Test Conditions

Stabilization Time: 22M
 Operation Time: 1H 22M
 Sphere Temperature (°C): 24.3

REPORT NUMBER: SP1-2407-157-7

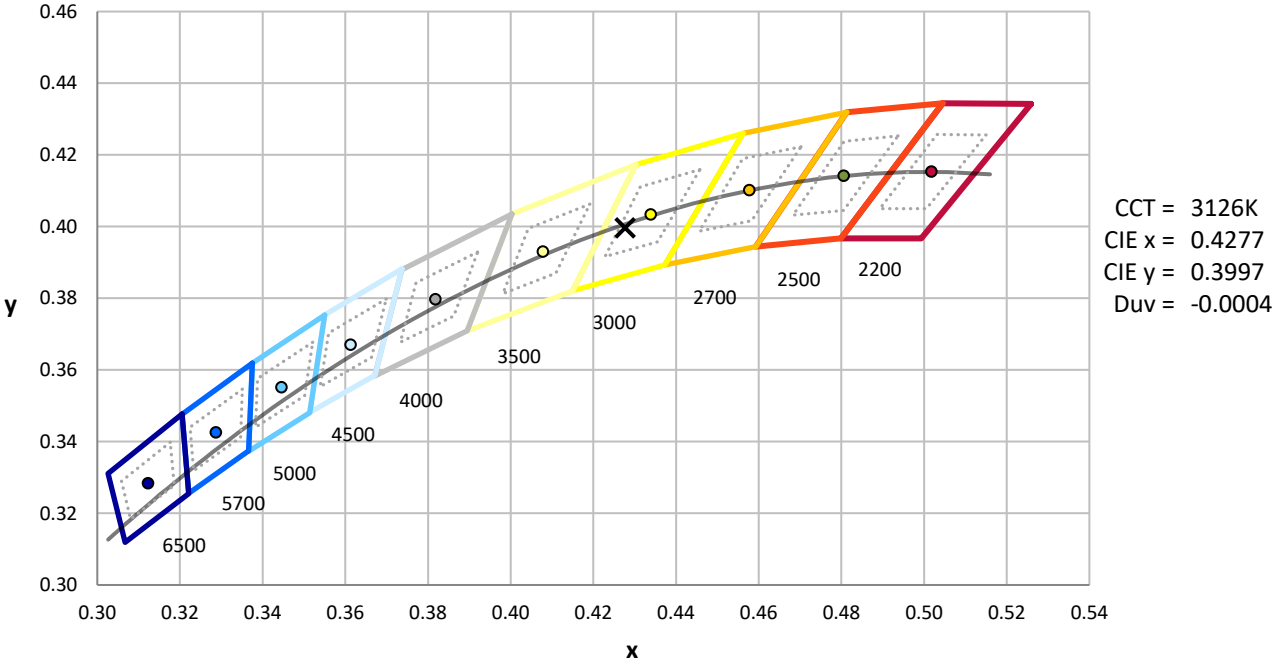
Measurement and Test Equipment			
Instrument	Identification Number	Calibration Date	Calibration Due Date
Photometer	IN0058	6/18/2024	12/18/2024
Power Meter	INXT2011004	2/8/2024	2/8/2025
AC Power Source	IN0063	10/24/2023	10/24/2024
DC Power Source	IN0208	10/24/2023	10/24/2024
Sphere Thermometer	IN0085	10/24/2023	10/24/2024
Room Thermometer	IN0046	10/24/2023	10/24/2024

REPORT NUMBER: SP1-2407-157-7

CIE 1931 Chromaticity Diagram



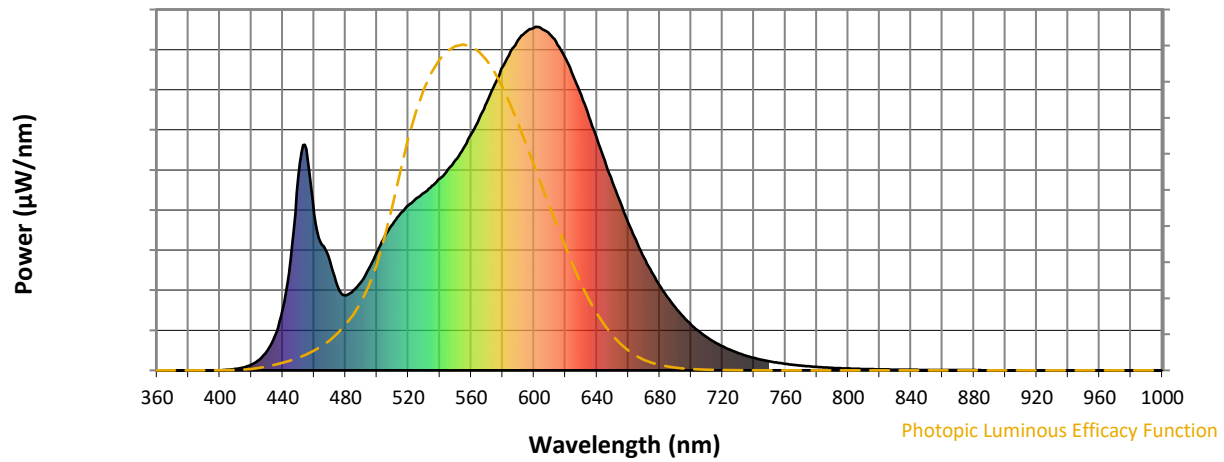
CIE 1931 Chromaticity Diagram with 2017 ANSI 7-Step and 4-Step Quadrangles



Point lies inside the ANSI 3000K 4-step quadrangle

REPORT NUMBER: SP1-2407-157-7

Photopic Flux vs. Wavelength

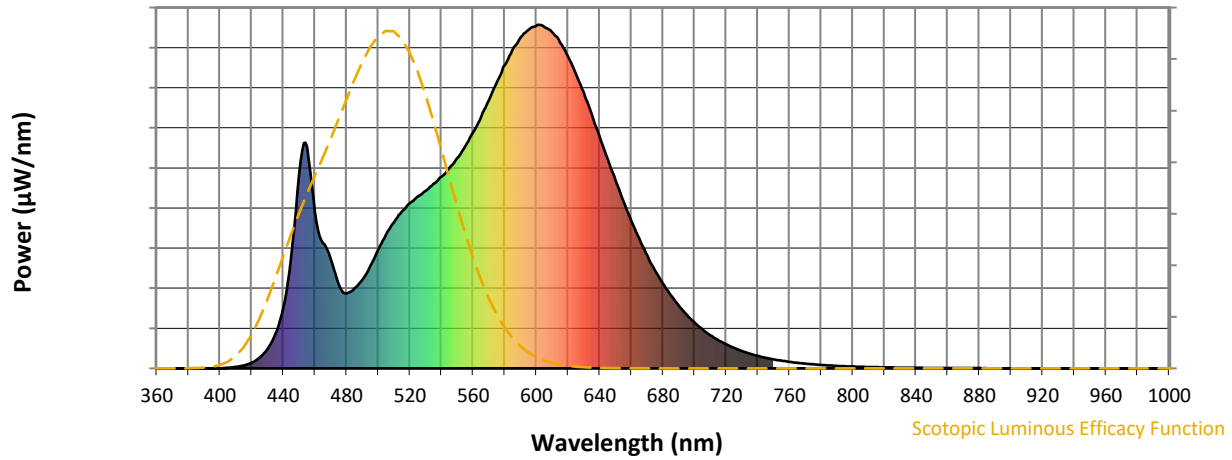


Photopic Lumens: NR

λ (nm)	Power W [^] /nm	Lumens (ϕ /nm)	λ (nm)	Power W [^] /nm	Lumens (ϕ /nm)	λ (nm)	Power W [^] /nm	Lumens (ϕ /nm)	λ (nm)	Power W [^] /nm	Lumens (ϕ /nm)	λ (nm)	Power W [^] /nm	Lumens (ϕ /nm)
360	0	NR	490	258	NR	620	908	NR	750	26	NR	880	1	NR
365	0	NR	495	297	NR	625	857	NR	755	22	NR	885	0	NR
370	0	NR	500	345	NR	630	801	NR	760	19	NR	890	0	NR
375	0	NR	505	391	NR	635	738	NR	765	16	NR	895	0	NR
380	0	NR	510	426	NR	640	675	NR	770	14	NR	900	0	NR
385	0	NR	515	456	NR	645	610	NR	775	12	NR	905	0	NR
390	0	NR	520	480	NR	650	547	NR	780	10	NR	910	0	NR
395	0	NR	525	500	NR	655	488	NR	785	9	NR	915	0	NR
400	0	NR	530	517	NR	660	429	NR	790	7	NR	920	0	NR
405	2	NR	535	538	NR	665	378	NR	795	6	NR	925	0	NR
410	4	NR	540	558	NR	670	328	NR	800	5	NR	930	0	NR
415	9	NR	545	584	NR	675	285	NR	805	5	NR	935	0	NR
420	16	NR	550	611	NR	680	247	NR	810	4	NR	940	0	NR
425	31	NR	555	646	NR	685	212	NR	815	3	NR	945	0	NR
430	56	NR	560	687	NR	690	183	NR	820	3	NR	950	0	NR
435	101	NR	565	731	NR	695	156	NR	825	3	NR	955	0	NR
440	178	NR	570	780	NR	700	133	NR	830	2	NR	960	0	NR
445	323	NR	575	832	NR	705	114	NR	835	2	NR	965	0	NR
450	566	NR	580	883	NR	710	96	NR	840	2	NR	970	0	NR
455	645	NR	585	927	NR	715	82	NR	845	1	NR	975	0	NR
460	457	NR	590	963	NR	720	70	NR	850	1	NR	980	0	NR
465	365	NR	595	985	NR	725	59	NR	855	1	NR	985	0	NR
470	317	NR	600	998	NR	730	50	NR	860	1	NR	990	0	NR
475	244	NR	605	994	NR	735	43	NR	865	1	NR	995	0	NR
480	218	NR	610	978	NR	740	36	NR	870	1	NR	1000	0	NR
485	233	NR	615	947	NR	745	31	NR	875	1	NR			

REPORT NUMBER: SP1-2407-157-7

Scotopic Flux vs. Wavelength



Scotopic Lumens: NR

S/P: 1.42

λ (nm)	Power W [^] /nm	Lumens (ϕ /nm)	λ (nm)	Power W [^] /nm	Lumens (ϕ /nm)	λ (nm)	Power W [^] /nm	Lumens (ϕ /nm)	λ (nm)	Power W [^] /nm	Lumens (ϕ /nm)	λ (nm)	Power W [^] /nm	Lumens (ϕ /nm)
360	0	NR	490	258	NR	620	908	NR	750	26	NR	880	1	NR
365	0	NR	495	297	NR	625	857	NR	755	22	NR	885	0	NR
370	0	NR	500	345	NR	630	801	NR	760	19	NR	890	0	NR
375	0	NR	505	391	NR	635	738	NR	765	16	NR	895	0	NR
380	0	NR	510	426	NR	640	675	NR	770	14	NR	900	0	NR
385	0	NR	515	456	NR	645	610	NR	775	12	NR	905	0	NR
390	0	NR	520	480	NR	650	547	NR	780	10	NR	910	0	NR
395	0	NR	525	500	NR	655	488	NR	785	9	NR	915	0	NR
400	0	NR	530	517	NR	660	429	NR	790	7	NR	920	0	NR
405	2	NR	535	538	NR	665	378	NR	795	6	NR	925	0	NR
410	4	NR	540	558	NR	670	328	NR	800	5	NR	930	0	NR
415	9	NR	545	584	NR	675	285	NR	805	5	NR	935	0	NR
420	16	NR	550	611	NR	680	247	NR	810	4	NR	940	0	NR
425	31	NR	555	646	NR	685	212	NR	815	3	NR	945	0	NR
430	56	NR	560	687	NR	690	183	NR	820	3	NR	950	0	NR
435	101	NR	565	731	NR	695	156	NR	825	3	NR	955	0	NR
440	178	NR	570	780	NR	700	133	NR	830	2	NR	960	0	NR
445	323	NR	575	832	NR	705	114	NR	835	2	NR	965	0	NR
450	566	NR	580	883	NR	710	96	NR	840	2	NR	970	0	NR
455	645	NR	585	927	NR	715	82	NR	845	1	NR	975	0	NR
460	457	NR	590	963	NR	720	70	NR	850	1	NR	980	0	NR
465	365	NR	595	985	NR	725	59	NR	855	1	NR	985	0	NR
470	317	NR	600	998	NR	730	50	NR	860	1	NR	990	0	NR
475	244	NR	605	994	NR	735	43	NR	865	1	NR	995	0	NR
480	218	NR	610	978	NR	740	36	NR	870	1	NR	1000	0	NR
485	233	NR	615	947	NR	745	31	NR	875	1	NR			

REPORT NUMBER: SP1-2407-157-7

Melanopic Flux vs. Wavelength



Melanopic Lumens: NR

M/P: 2.79

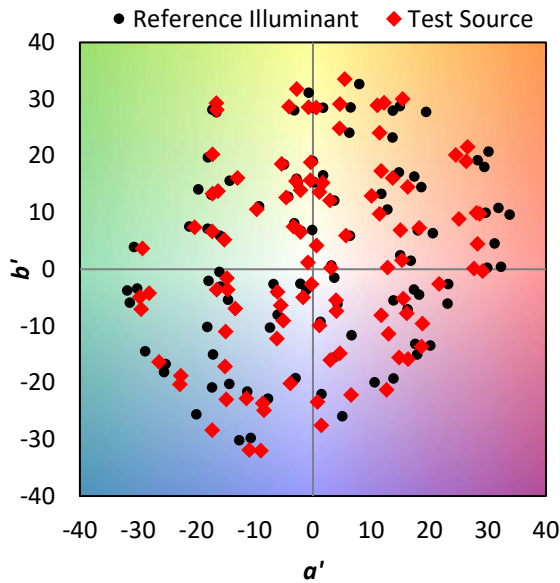
λ (nm)	Power W [^] /nm	Lumens (φ/nm)	λ (nm)	Power W [^] /nm	Lumens (φ/nm)	λ (nm)	Power W [^] /nm	Lumens (φ/nm)	λ (nm)	Power W [^] /nm	Lumens (φ/nm)	λ (nm)	Power W [^] /nm	Lumens (φ/nm)
360	0	NR	490	258	NR	620	908	NR	750	26	NR	880	1	NR
365	0	NR	495	297	NR	625	857	NR	755	22	NR	885	0	NR
370	0	NR	500	345	NR	630	801	NR	760	19	NR	890	0	NR
375	0	NR	505	391	NR	635	738	NR	765	16	NR	895	0	NR
380	0	NR	510	426	NR	640	675	NR	770	14	NR	900	0	NR
385	0	NR	515	456	NR	645	610	NR	775	12	NR	905	0	NR
390	0	NR	520	480	NR	650	547	NR	780	10	NR	910	0	NR
395	0	NR	525	500	NR	655	488	NR	785	9	NR	915	0	NR
400	0	NR	530	517	NR	660	429	NR	790	7	NR	920	0	NR
405	2	NR	535	538	NR	665	378	NR	795	6	NR	925	0	NR
410	4	NR	540	558	NR	670	328	NR	800	5	NR	930	0	NR
415	9	NR	545	584	NR	675	285	NR	805	5	NR	935	0	NR
420	16	NR	550	611	NR	680	247	NR	810	4	NR	940	0	NR
425	31	NR	555	646	NR	685	212	NR	815	3	NR	945	0	NR
430	56	NR	560	687	NR	690	183	NR	820	3	NR	950	0	NR
435	101	NR	565	731	NR	695	156	NR	825	3	NR	955	0	NR
440	178	NR	570	780	NR	700	133	NR	830	2	NR	960	0	NR
445	323	NR	575	832	NR	705	114	NR	835	2	NR	965	0	NR
450	566	NR	580	883	NR	710	96	NR	840	2	NR	970	0	NR
455	645	NR	585	927	NR	715	82	NR	845	1	NR	975	0	NR
460	457	NR	590	963	NR	720	70	NR	850	1	NR	980	0	NR
465	365	NR	595	985	NR	725	59	NR	855	1	NR	985	0	NR
470	317	NR	600	998	NR	730	50	NR	860	1	NR	990	0	NR
475	244	NR	605	994	NR	735	43	NR	865	1	NR	995	0	NR
480	218	NR	610	978	NR	740	36	NR	870	1	NR	1000	0	NR
485	233	NR	615	947	NR	745	31	NR	875	1	NR			

Summary

$R_f = 84.4$
 $R_g = 94.7$
 $CIE R_a = 82.6$
 $R_9 = 5.1$

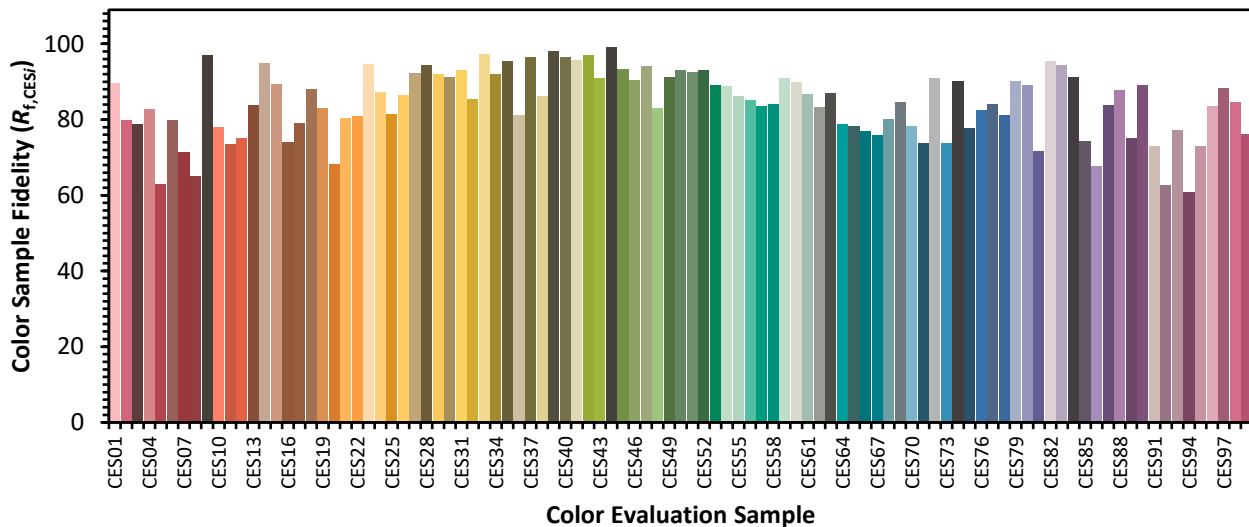


Color Vector Graphics



Individual Sample Fidelity Index ($R_{f,i}$)

CES01 = 86	CES26 = 86	CES51 = 93	CES76 = 82
CES02 = 63	CES27 = 92	CES52 = 93	CES77 = 84
CES03 = 31	CES28 = 94	CES53 = 89	CES78 = 81
CES04 = 70	CES29 = 92	CES54 = 89	CES79 = 90
CES05 = 49	CES30 = 91	CES55 = 86	CES80 = 89
CES06 = 51	CES31 = 93	CES56 = 85	CES81 = 72
CES07 = 42	CES32 = 85	CES57 = 83	CES82 = 95
CES08 = 41	CES33 = 97	CES58 = 84	CES83 = 94
CES09 = 29	CES34 = 92	CES59 = 91	CES84 = 91
CES10 = 76	CES35 = 96	CES60 = 90	CES85 = 74
CES11 = 59	CES36 = 81	CES61 = 87	CES86 = 68
CES12 = 65	CES37 = 96	CES62 = 83	CES87 = 84
CES13 = 43	CES38 = 86	CES63 = 87	CES88 = 88
CES14 = 74	CES39 = 98	CES64 = 79	CES89 = 75
CES15 = 71	CES40 = 96	CES65 = 78	CES90 = 89
CES16 = 47	CES41 = 96	CES66 = 77	CES91 = 73
CES17 = 50	CES42 = 97	CES67 = 76	CES92 = 63
CES18 = 56	CES43 = 91	CES68 = 80	CES93 = 77
CES19 = 72	CES44 = 99	CES69 = 85	CES94 = 61
CES20 = 66	CES45 = 93	CES70 = 78	CES95 = 73
CES21 = 87	CES46 = 90	CES71 = 74	CES96 = 84
CES22 = 79	CES47 = 94	CES72 = 91	CES97 = 88
CES23 = 92	CES48 = 83	CES73 = 74	CES98 = 85
CES24 = 91	CES49 = 91	CES74 = 90	CES99 = 76
CES25 = 72	CES50 = 93	CES75 = 78	



Color Rendition by Hue-Angle Bin



Measure Comparisons



(END OF REPORT)